



alpha VOICE **MOBILE APP**

PHONE AND SERVICE
MANUAL FOR
INSTALLING VOICE
MOBILE APPLICATION

SCAN FOR SERVICE PAGE
©2022 ALPHA TECHNOLOGIES
ALL RIGHTS RESERVED




CONTENTS

**SECTION 1:
WELCOME TO ALPHA
VOICE MOBILE**

**SECTION 2:
DOWNLOAD AND
INSTALL APPLICATION**

**SECTION 3:
OPERATION OF THE
APPLICATION**



SECTION 1: WELCOME TO ALPHA VOICE MOBILE

Welcome To Alpha Voice for Business!

Alpha Voice Business telephony gives you all the features and flexibility your business phone system needs to succeed in today's changing world with customizable solutions that best fit your business needs.

Alpha Voice Business is a cloud-based PBX system that is hosted in our secure data center and is delivered through the Internet. It provides the same call routing and management features of an on-premises PBX without the need for expensive hardware. Moving your telephony to Alpha's Cloud PBX solution unlocks benefits that we can provide to you such as worry-free reliability, encrypted communications, and the ability to support remote workers all while reducing cost.

You still get all the system features you have come to expect such as automated attendants, voice mail, ring groups, hunt groups, and call parking. Plus, additional features like a browser-based Web Phone, Presence, Chat, Meetings, Contact Center, and the Alpha Voice Mobile App which extends your business extension capability to your cell phone at no additional charge. With the application your office can now work from anywhere. That is why Alpha Voice Mobile is the number one choice for a hybrid work environment.

This manual covers the basic operation of the Alpha Voice Mobile App.

SECTION 2: DOWNLOAD AND INSTALL APPLICATION

To download the Alpha Voice Mobile App, scan the QR code or enter the links below with your mobile device:



Links:



<https://apps.apple.com/us/app/alpha-voice-mobile/id1615764546>



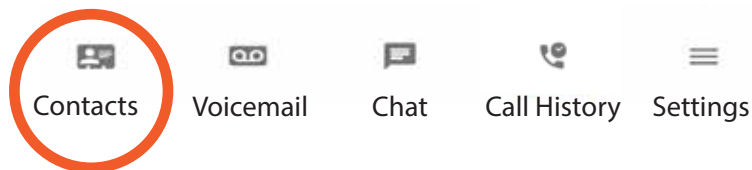
<https://play.google.com/store/apps/details?id=com.AlphaTechnolgies.AlphaMobile>

Using the QR Code, choose the app store that works with your device and download the app for installation.

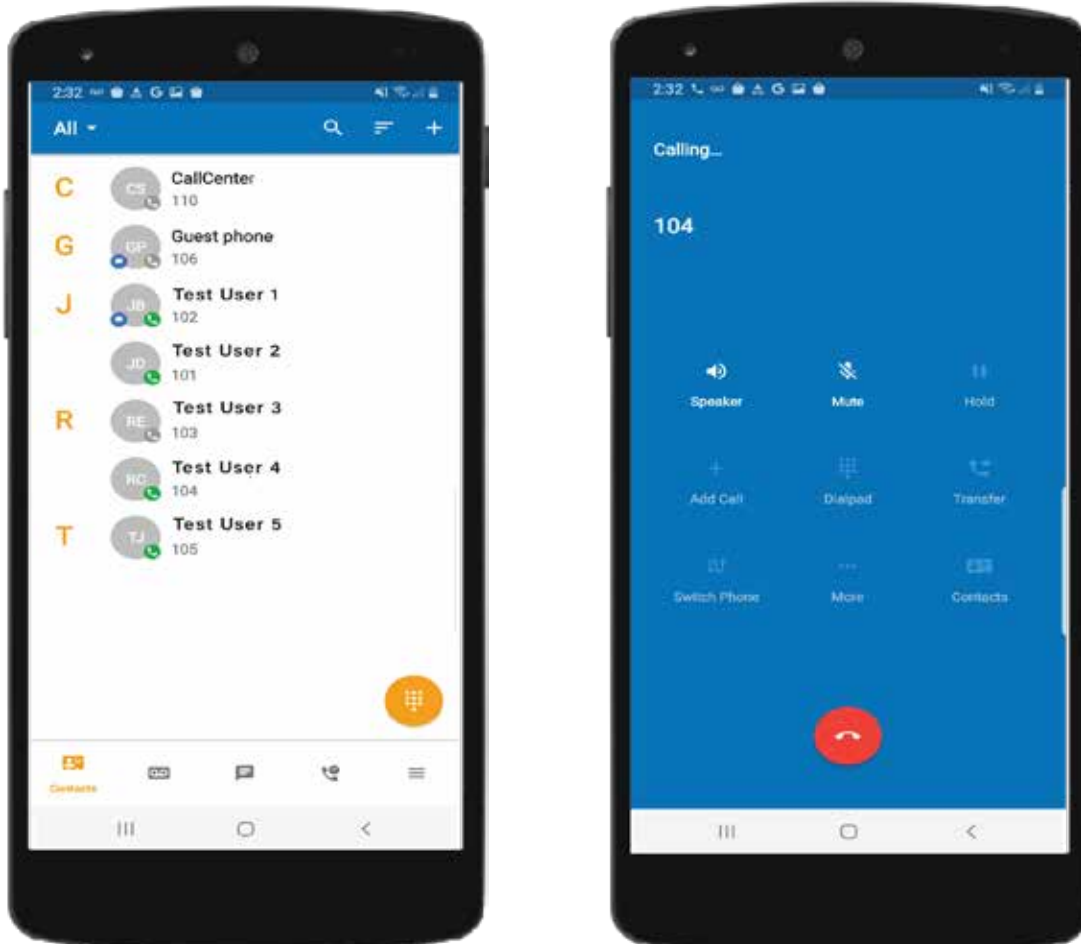
If using the links, choose the app store that works with your device and download the app for installation. Alternatively, you can search “Alpha Voice Mobile” in either app store to download the application.

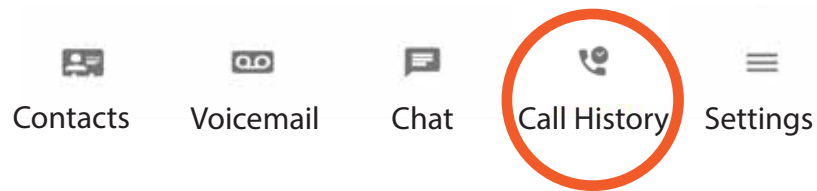
SECTION 3: OPERATION OF THE APPLICATION

To get started with the Alpha Voice Mobile App, login with your company provided username and password. Use the icons at the bottom of the app to access the different calling features.

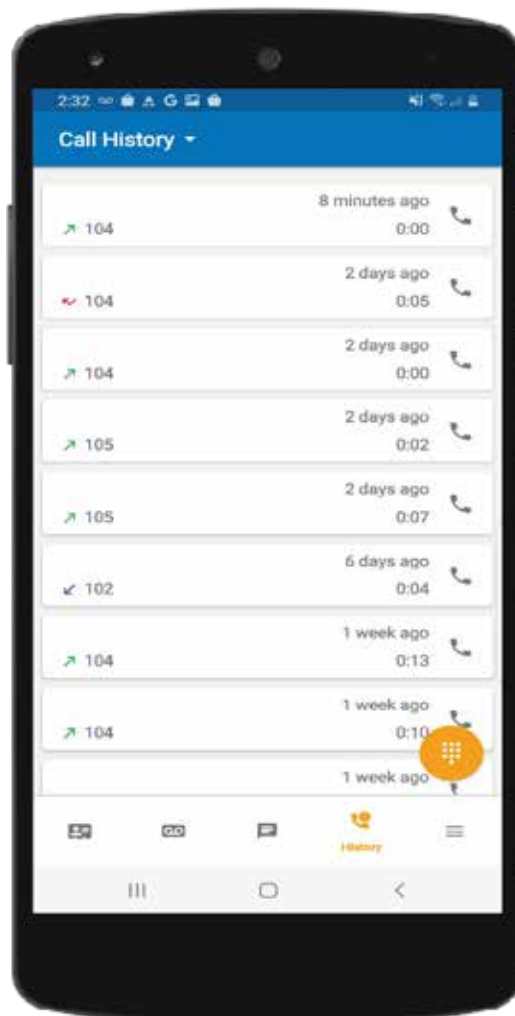


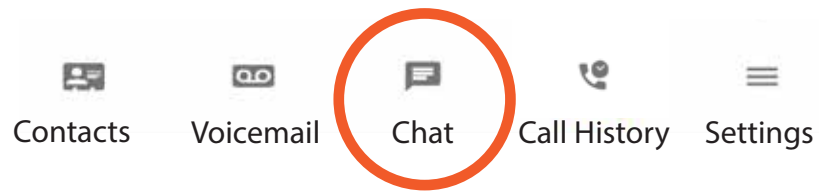
To make a phone call, select a contact and hit the phone icon.



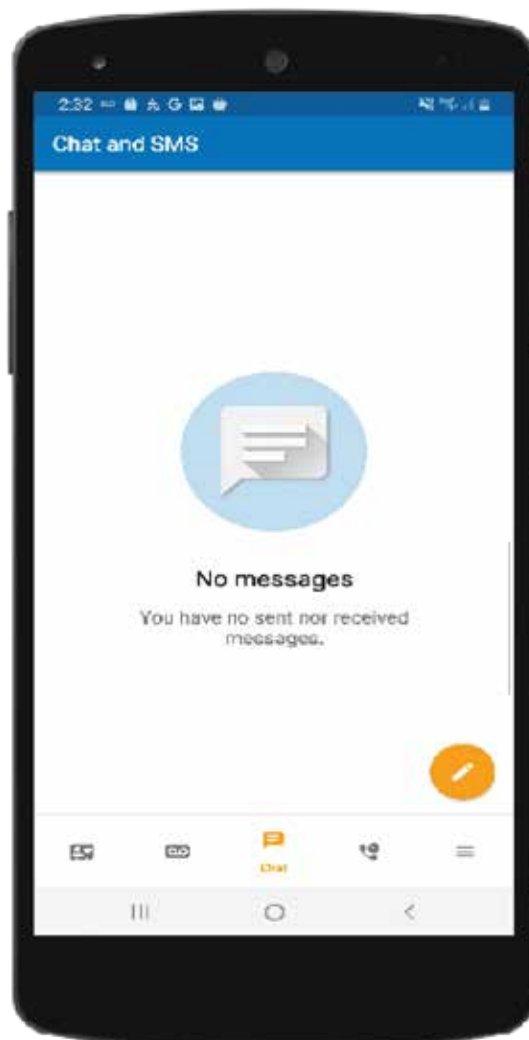


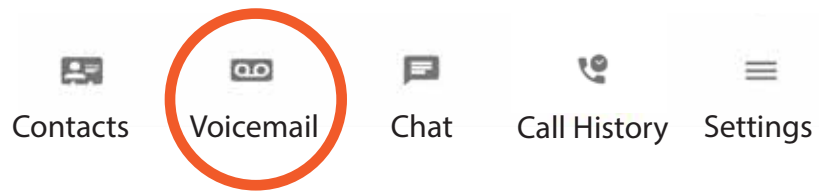
To review call history, select the call history icon at the bottom. You may call back any number in your call history by selecting it and tapping the phone icon.



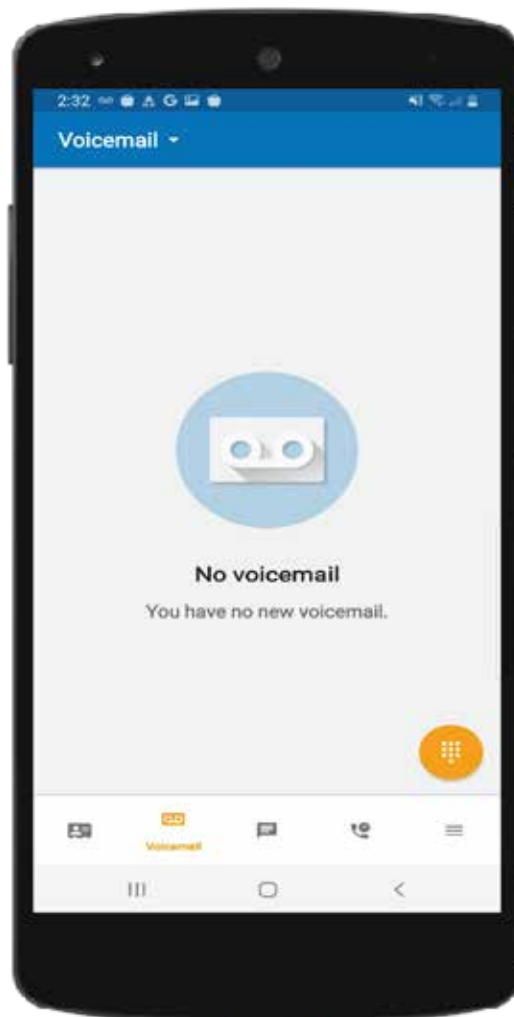


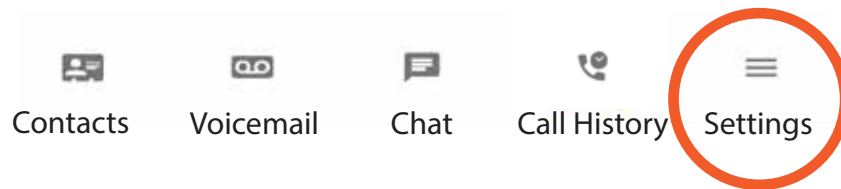
To check your text messages, select the SMS message icon at the bottom and choose a text to display. You can save or delete your messages here.





To check your voicemail, select the voicemail icon at the bottom and choose a message to play. You can save or delete your messages here.





To setup answering rules, change your greeting, or make adjustments to the application behavior, go to settings using the icon at the bottom of the app screen.

