



Migrating from ANGEL to Blackboard: An Overview

*David J. Ayersman
and
Lora Kosa*

Agenda for Today

1. Overview and Rationale for Migrating
2. Key Tasks
3. Timetable for Migration
4. Responsibilities
5. Communication Plan

1. Overview and Rationale for Migrating

- ▶ ANGEL is Blackboard
- ▶ End of Life for ANGEL
- ▶ Browser Support
- ▶ Future Integrations and Features
- ▶ Cost Savings
 - ▶ ANGEL is \$38,796
 - ▶ Blackboard is \$15,000 (annual savings \$24,000)
- ▶ Industry and Statewide Standard (Blackboard 9)

Project #19


Project 19 - ANGEL Migration (to be completed by January 2014)

After lengthy procurement delays, this project officially began on Friday, **November 13, 2009** but was still completed prior to **January 19, 2010**. In 2012 we learned that ANGEL would no longer be supported by Blackboard for upgrades, so we began to explore our options for migrating to a new course management system. Working with WVNET and others as part of a statewide consortium, we participated in renegotiating the statewide licensing agreement with Blackboard so that New River would be included and so that discounted prices would be available. Unexpectedly, we had to begin an instance of Blackboard 9.1 in November 2012 to accommodate the teach-out of the entire online MAST program. We formed an [Advisory Committee for Distance Education](#) to help guide our selection of a new course management system and to provide general guidance and direction to distance learning initiatives. The ACDE decided that we would migrate from ANGEL to Blackboard in 2013 with the first full-term on Blackboard to be Spring 2014.

Distance Education Growth

- Overall enrollment at New River has increased dramatically from Fall 2005 to Fall 2012 (**5,100** to **9,602** seats or **88%**).
- But distance education has grown much more rapidly during the same period (**526** to **2,747** or **422%**).
- Distance education includes ANGEL, ITV, ITVWE, IVN, IVNWE, WEANG, and WEBDL.
- In 2005 distance education comprised only **10.3%** of the overall enrollment, but in 2012 it was **33.6%**.

COUNTING SEATS



CAMP	BLDG	ROOM	CR	SE	EN	Seats Remain...	ENR SUM
Virtual Campus	WEB	WEB	3	25	25	0	3000
Virtual Campus	WEB	WEB	3	25	19	6	3019
Virtual Campus	WEB	WEB	3	25	30	-5	3049
Virtual Campus	WEB	WEB	3	25	28	-3	3077
Virtual Campus	WEB	WEB	3	25	33	-8	3110
Virtual Campus	WEB	WEB	3	25	22	3	3132
Advanced Technology Center	ATCG	T424	3	15	0	15	3132
Advanced Technology Center	ATCG	T424	3	15	1	14	3133
Advanced Technology Center	ATCG	T412	3	15	2	13	3135
Advanced Technology Center	ATCG	T403	3	15	0	15	3135

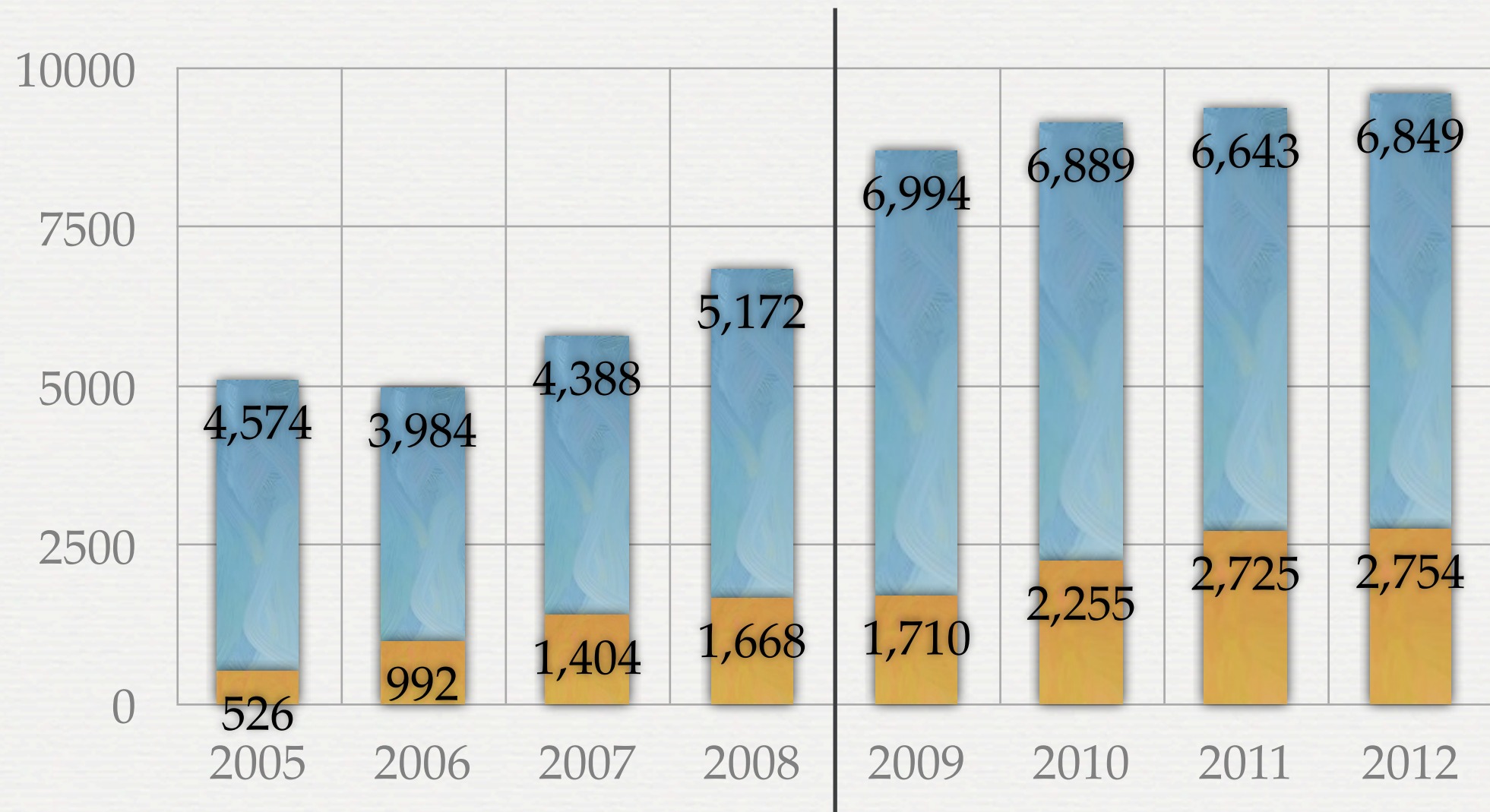
1. Course schedule is source of data.
2. ENR SUM is the field used.
3. Instructional Method field used to distinguish distance education from traditional.
4. Non-print courses not included in counts (prior to 2009).
5. Data collected at **end of fall term**.
6. While traditional enrollment has fluctuated, distance education has steadily increased.

FALL TERM SEATS

Distance Education

F2F

NOTE: Data collected since fall 2009 include **non**-print courses while **only** print courses were included prior to this. No non-print courses are distance delivered.

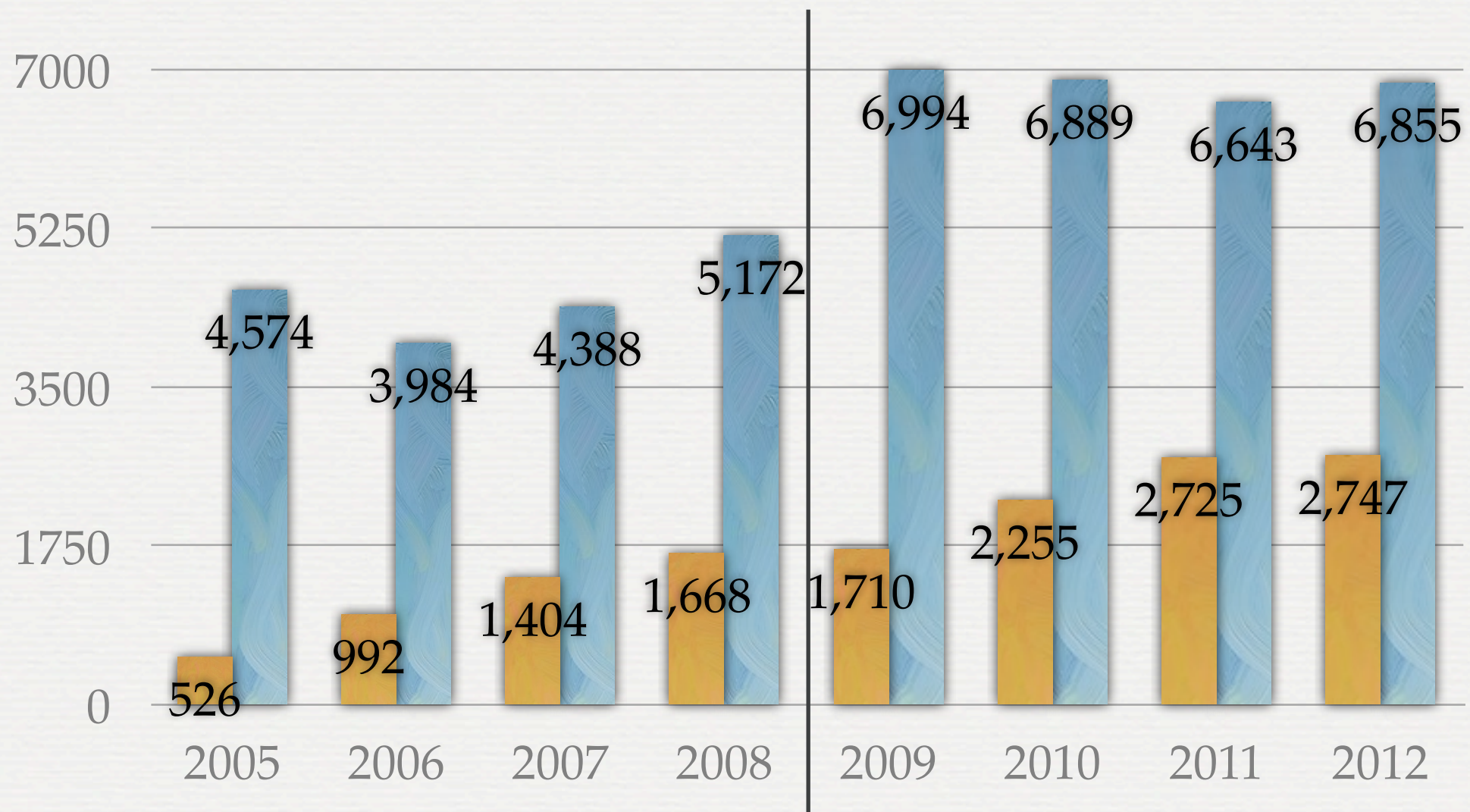


FALL TERM SEATS

Distance Education

F2F

NOTE: Data collected since fall 2009 include **non**-print courses while **only** print courses were included prior to this. No non-print courses are distance delivered.

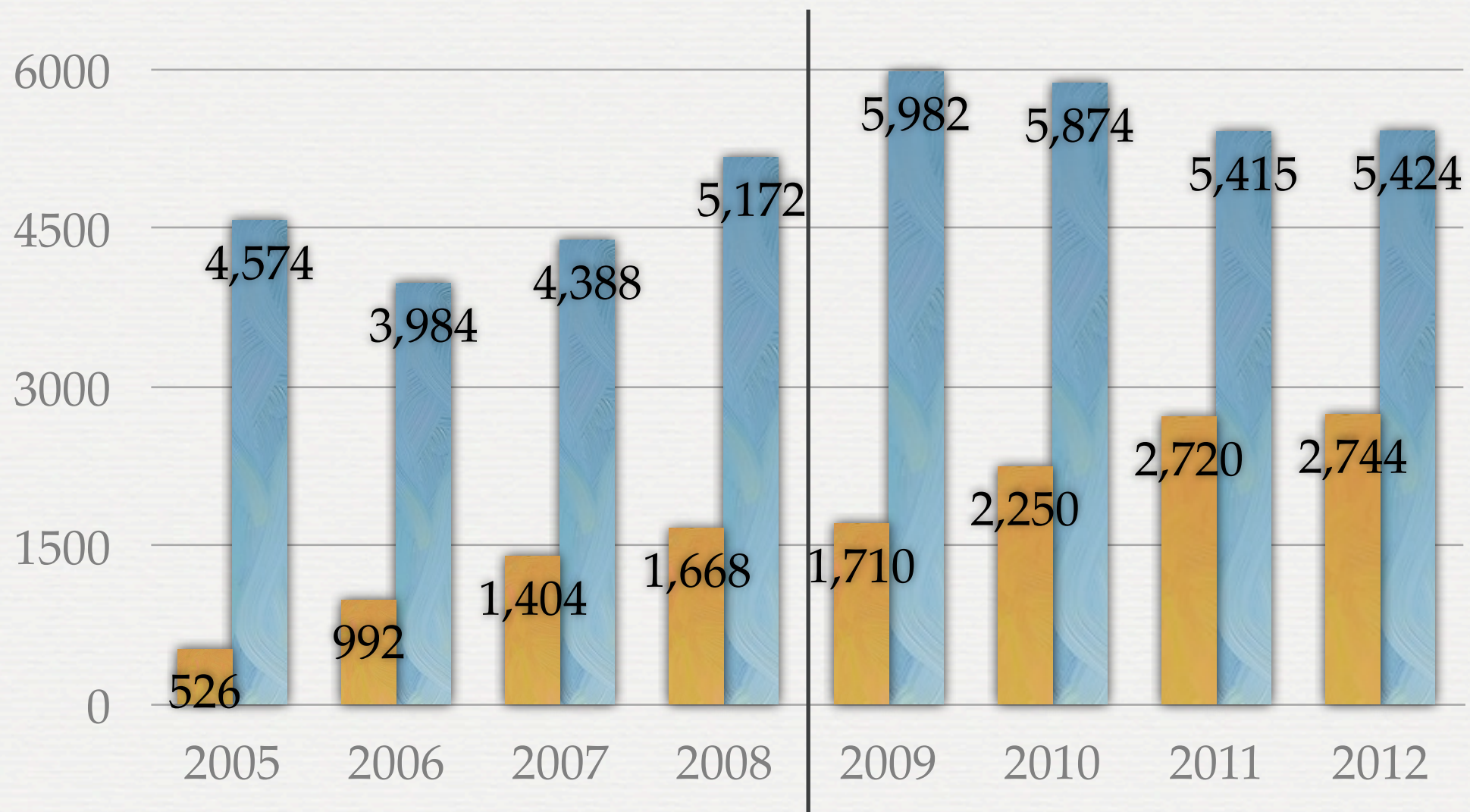


FALL TERM SEATS

Distance Education

F2F

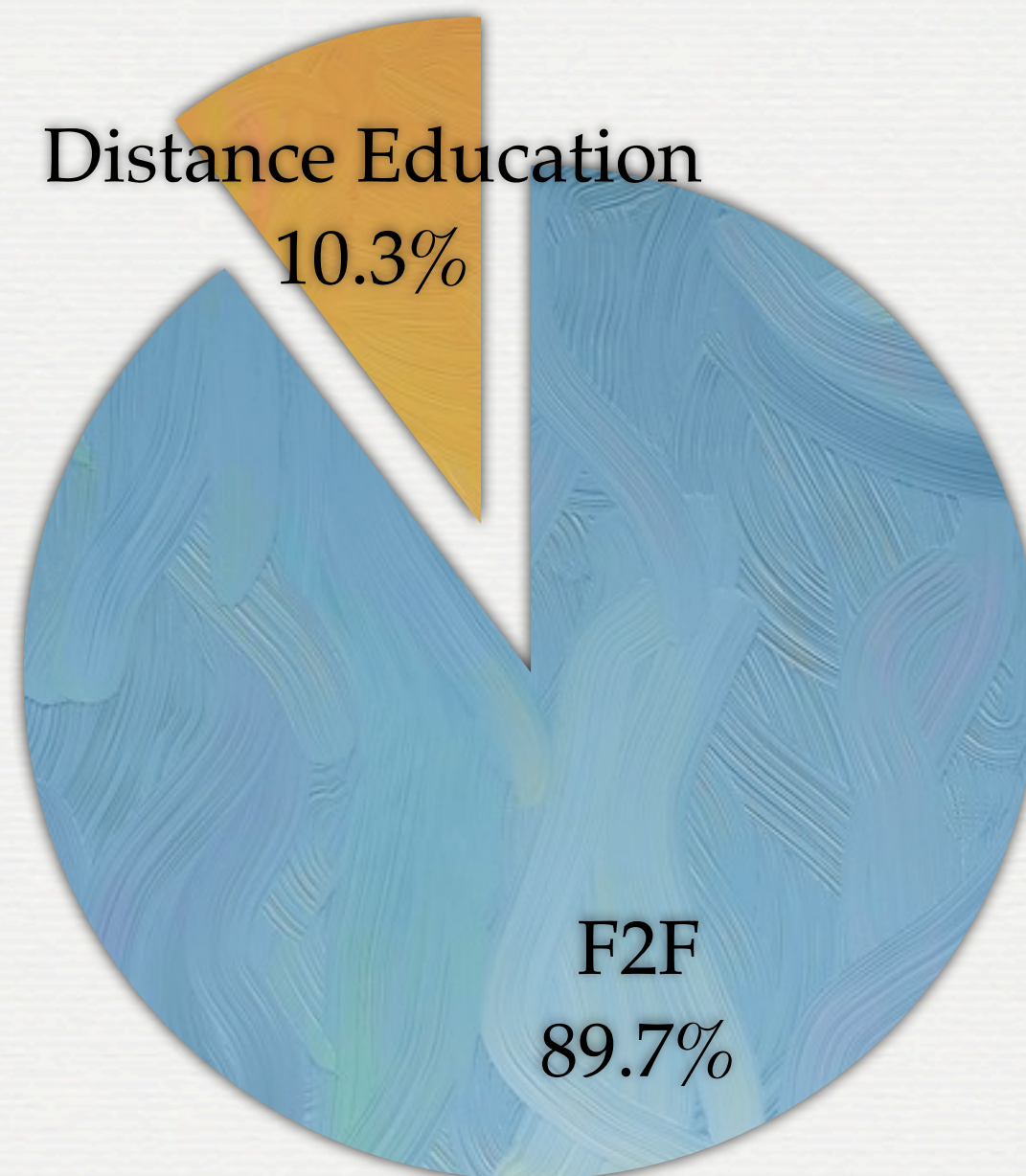
NOTE: Data collected do not include non-print courses.



FALL 2005

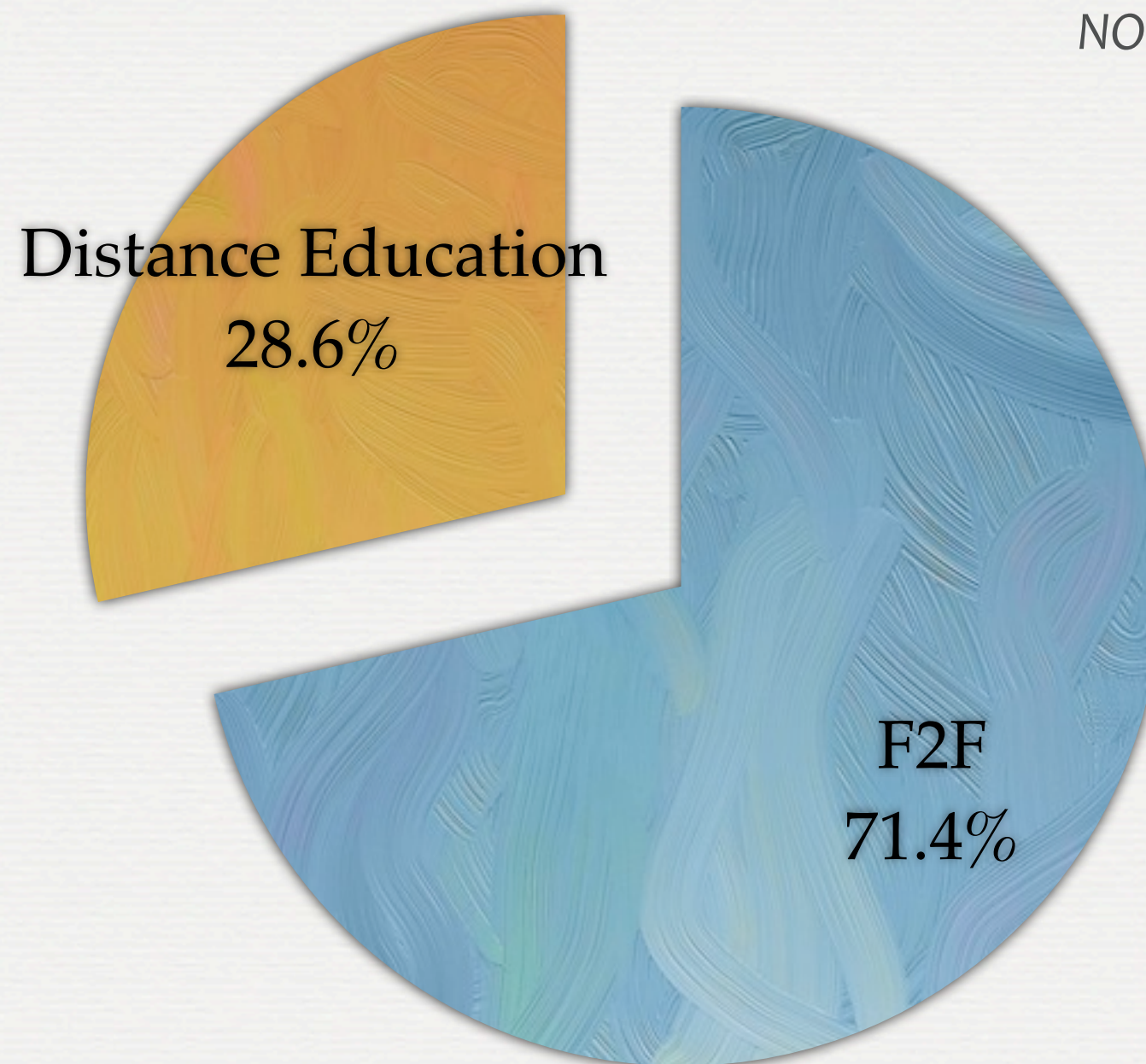
NOTE: Data collected do not include non-print courses.

● F2F ● Distance Education



FALL 2012

● F2F ● Distance Education



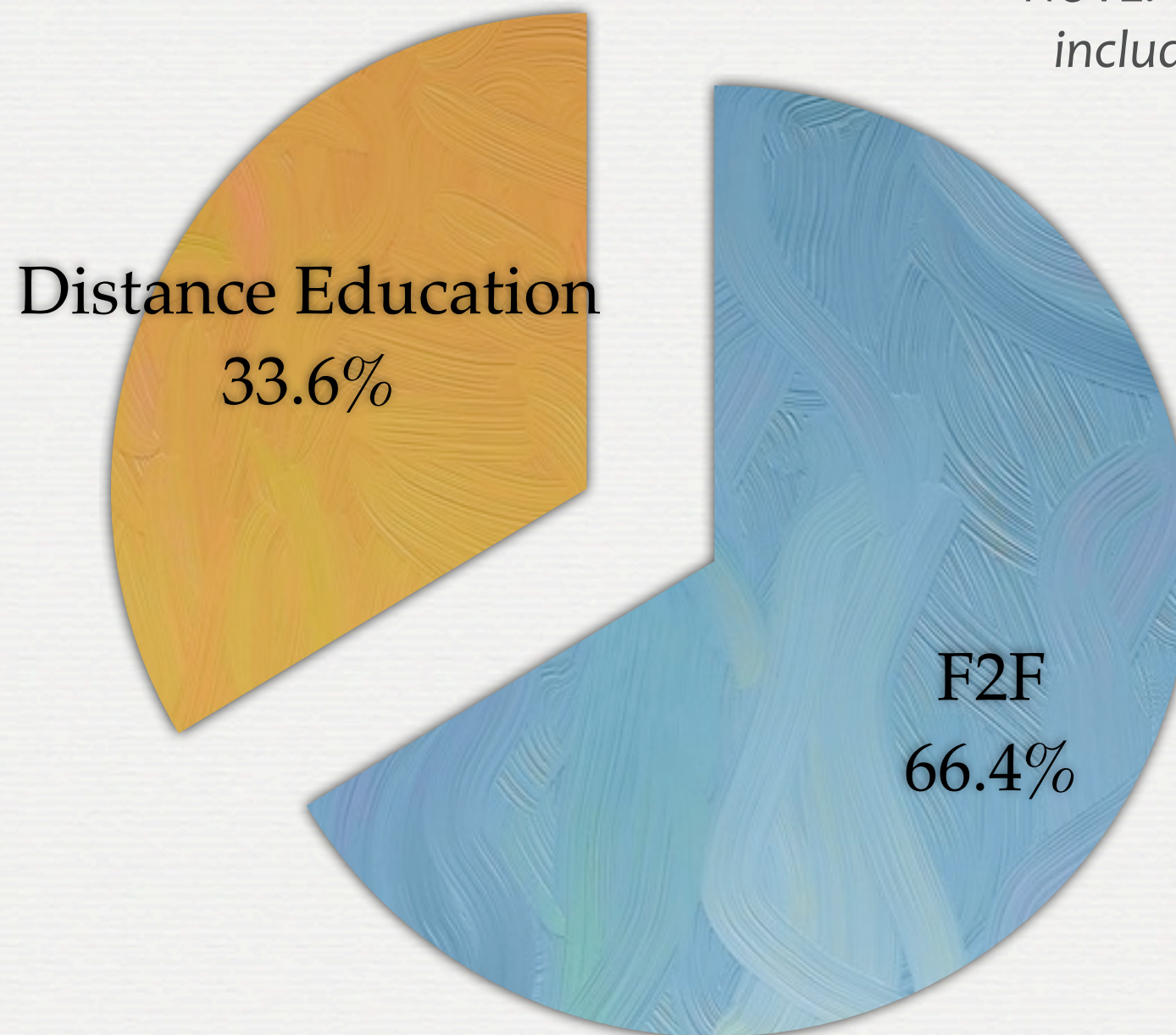
NOTE: Data collected include non-print courses.

FALL 2012

● F2F

● Distance Education

NOTE: Data collected do not include non-print courses.



2. Key Tasks

1. Establish Project Team and meet with WVNET to develop plan details with timetable and responsibilities assigned.
2. Integrate Blackboard (with Banner, Active Directory, Turnitin.com, etc.).
3. Train support staff and then provide instruction for both instructors and students.
4. Migrate Content.

3. Migration Timetable

1. Secure licensing agreement with WVNET and create instance of Blackboard for testing (Before July 2013).
2. Training for Staff (before August 2013).
3. Build integrations (portal, Active Directory, Banner, etc).
4. Develop, schedule, and deliver workshops for instructors while developing and publicizing training for students (June-Jan).
5. Migrate Courses (Oct-Jan).
6. In “production” for Spring 2014 (201402) and ANGEL decommissioned (new IM and ST in Banner will require re-categorizing all distance education courses).

(3b) Training

1. Lynda.com (Blackboard 9 Essential Training for Instructors) (6h 52min)
2. Workshops (September 2013 to January 2014)
3. Understanding the Change from ANGEL to Blackboard (PDF)
4. LOR in the Cloud (ANGEL to Blackboard)

4. Responsibilities

1. **Training and Assistance with Migration** (Lora Kosa, Ralph Payne and Dave Ayersman).
2. **Integration** (Steve Garlow, Dara Fann, and Dave Ayersman (integration)).
3. **Hosting, Project Management, Integration, Backups** (WVNET and Dave Ayersman).
4. **Attend Training and Migrate Course Content** (New River Faculty - as needed).

5. Communication Plan

1. <http://web.newriver.edu/projects/communications-plan-blackboard.pdf>

Thank You!